



With Invicta Lawn
The grass is always greener on your side!

Located in Kameeldrift East, Derdepoort, Pretoria, we are well known for our excellent quality Kikuyu lawn, LM grass, and Special Compost Mix. We also specialise in the supply and installation of grass and irrigation systems for commercial and residential developments, as well as sport fields.



GENERAL SCOPE OF WORKS SPORTS FIELDS & RESIDENTIAL DEVELOPMENTS

1. The Quotation

a) Site visit.

- Measuring with dumpy level
- Determine measurements for total area to be installed with instant lawn (Kikuyu/LM Grass).
- Determining measurements for irrigation layout.
- Determining irrigation layout, materials & scope of works.
- Determine earthworks & levelling
 - Total cubes to be exported & discarded

b) Water Testing.

- Testing water availability & pressure for irrigation layout (Municipal & Borehole)

2. Site Establishment

a) Transport of all equipment.

- Grader.
- Bobcat with trench digger.
- TLB.

b) Allocation of resources

- Project manager
- Foreman
- Truck Drivers
- Operators
- Skilled labour

3. Site Clearance

a) Applying round-up poison to eliminate all existing weeds and old lawn.

b) Clearing all weeds and old lawn with Grader & TLB.

c) Removal of rubble with Tipper Trucks.

4. Ground Preparation

a) Import Compost Special Mix (mixture of Topsoil, Compost & Super Phosphate).

b) Spreading of Compost Special Mix and maintaining correct levels with Grader & TLB.

c) Digging of irrigation trenches with Bobcat and trench digger.

5. Irrigation Installation

a) Construction of plinth for JOJO tanks.

b) Installation of JOJO tanks.

c) Laying of irrigation pipes according to pre-determined layout.

d) Installation of water pressure pump (pump size dependent on total stations).

e) Installation of float level ball valves inside JOJO tanks.

f) Connecting electricity to water pressure pump, solenoids & automatic timer.

g) Connection of water supply to JOJO tanks (Municipal & Borehole).

h) Connection of irrigation pipes to water pressure pumps.

i) Fitting of pop-up sprayers

j) Testing inflow of water, irrigation system and setting watering schedule.


6. Installation of Instant Kikuyu Lawn

- a) Final leveling and shaping with Bobcat & manual labour.
- b) Transport of quality Kikuyu lawn to site.
- c) Laying of quality Kikuyu Lawn in 3000m² sections.
 - Every 3000m² of lawn will be planted 3-5 days apart to ensure that there is enough water for the first crucial 3 days after planting.
- d) Rolling of lawn with Ride-on roller.
 - Every 3000m² will be rolled when planting was completed.

7. Maintenance

- a) Every section of 3000m² will be cut one week after planting and a final cut done one week after the entire project is completed.
 - Cutting of the lawn is done with a ride-on hustler lawn mower. Lawn mowers are cleaned prior to the cutting of grass to avoid any cross-contamination of Kikuyu, LM & weed seeds.
- b) A maintenance program is given to the persons responsible to maintain the lawn.
- c) A training session is given on how to set the automatic timer and what to look for in the event of any irregularities.

With Invicta Lawn
The grass is always greener on your side!



OUR VALUED CUSTOMER MAINTENANCE PLAN (SUMMER)

Follow these steps for the best results:

- From installation water is required 30 minutes per day for the first 5 days (please note that this is an estimate depending on the weather).
- Do not give water on day 6
- Cut the grass on day 7
- Start the water process again, 30 minutes per day for the next 3 days (please note that this is an estimate depending on the weather).
- Do not give water on day 11
- Cut the grass on day 12
- From here on:
 - Water must be given so that the soil is constantly damp
 - Grass must be cut at least 1 x per week, but ideally 2 x per week

For even better results:

- Purchase our Compost Special Mix every 3 months and spread evenly over the lawn
- This compost special mix consist of the following:
 - Topsoil
 - Compost
 - Super phosphate

Note: Grass is a living thing and without proper care it will die or be overrun by weeds. Constant water application and cutting of the grass is a necessity.

Our various services:

- Kikuyu, LM and Compost Special Mix collection sales
- Kikuyu and LM Deliveries
- Kikuyu and LM Installations
- Manual and Automatic irrigation system installations
- Compost Special Mix Deliveries (min of 3 cube)
- Maintenance programme
- Plant Hire

OUR VALUED CUSTOMER MAINTENANCE PLAN (WINTER)

Follow these steps for the best results:

- From installation water is required 15 minutes per day for the first 8 days (please note that this is an estimate depending on the weather).
- Do not give water on day 9
- Cut the grass on day 10 (Lawn mower blade on highest setting)
- Start the water process again on day 10 after cutting, 15 minutes per day for the next 6 days. (Up to and including day 15)
- Do not give water on day 16
- Cut the grass on day 17 and give water afterwards
- From here on:
 - Water must be given so that the soil is constantly damp
 - Grass must be cut at least 1 x per week, but ideally 2 x per week

For even better results:

- Purchase our Compost Special Mix every 3 months and spread evenly over the lawn
- This compost special mix consist of the following:
 - Topsoil
 - Compost
 - Super phosphate

Note: Grass is a living thing and without proper care it will die or be overrun by weeds. Constant water application and cutting of the grass is a necessity.

Our various services:

- Kikuyu, LM and Compost Special Mix collection sales
- Kikuyu and LM Deliveries
- Kikuyu and LM Installations
- Manual and Automatic irrigation system installations
- Compost Special Mix Deliveries (min of 3 cube)
- Maintenance programme
- Plant Hire

PREVIOUS PROJECTS & REFERENCE LIST

1. Fidelity Training and Development Centre (Moloto Road): 1 Feb 2019–15 Mar 2019

- a) 2x Rugby Sport Fields.
 - Irrigation and Kikuyu Lawn Installation
- b) George Smith
 - 071 178 7597

2. Cosmopolitan Projects (West View 2 – Andeon): 1 Nov 2018–1 Feb 2021

- a) Kikuyu installation of townhouses
- b) Kikuyu & LM installation of Green Areas
- c) Nick Myburgh
 - 072 178 7597

3. Spark Schools

- a) Soweto
 - Kikuyu Installation of mini soccer fields
- b) Witpoortjie
 - Kikuyu Installation of mini soccer fields
- c) Springs
 - Kikuyu Installation of mini soccer fields
- d) Randburg
 - Kikuyu Installation of mini soccer fields
- e) Hansie du Toit
 - 071 471 8833

4. Invicta Developments

- a) Florauna Manor (Pretoria North)
 - Irrigation & Kikuyu installation for apartments & green areas
- b) Grand West (Andeon)
 - Irrigation & Kikuyu installation for apartments & green areas
- c) Waverley Square (Moregloed)
 - Irrigation & Kikuyu lawn installation for apartments & green areas
- d) Marjoram Boulevard (Annlin)
 - Irrigation, Kikuyu & LM installation for apartments & green areas
- e) The Village @ Cullinan (Cullinan Golf Course)
 - Irrigation, Kikuyu & LM installation for apartments & green areas
- f) Roodepark Eco City PH 1 (Roodeplaat) – 102 units
 - Irrigation, Kikuyu & LM installation for apartments & green areas
- g) Roodepark Eco City PH 2 (Roodeplaat) – 99 units
 - Irrigation, Kikuyu & LM installation for apartments & green areas
- h) Menlo Manor Signature Apartments (Menlopark)
 - Irrigation, Kikuyu & LM installation for apartments & green areas
- i) Pierre Le Roux
 - 079 696 3070
- j) Hansie du Toit
 - 071 808 0532

5. MNK Projects (Thatchfield): 1 Nov 2018–1 Apr 2022

- a) Kikuyu lawn installation for townhouses
- b) Gerda
 - 072 808 0532

6. Bela-Bel a Stadium (Bela-Bela)

- a) Irrigation & Kikuyu lawn installation for a soccer field

7. Edendale High School (Cullinan)

- a) Spreading of compost special mix field yearly
- b) Allan
 - 084 487 3590

8. Edendale Primary School (Cullinan)

- a) Irrigation & Kikuyu Installation for a soccer field & grass athletic track
- b) Allan
 - 084 487 3590

9) Central Developments Projects

- Lotus Gardens X29 (Lotus Gardens) – 208 units
 - Kikuyu installation of townhouses
- Lotus Gardens X30 (Lotus Gardens) – 350 units
 - Kikuyu installation of townhouses

10. Die Poort Primary School (Roodeplaat): 3 Jan 2022–30 Jan 2022

- a) Irrigation & Kikuyu Installation for a rugby field
- b) Sarel (Deputy Head Master)
 - 061 424 9211
 - Irrigation & Kikuyu installation for apartments & green areas




OUR LATEST SPORTS FIELD PROJECT

DIE POORT PRIMARY SCHOOL RUGBY FIELD




Leveling & Shaping
of the ground

Stage 1



Spreading of our
Compost Special Mix

Stage 2



Laying of our quality,
weed free Kikuyu Lawn

Stage 3

OUR LATEST SPORTS FIELD PROJECT

DIE POORT PRIMARY SCHOOL RUGBY FIELD

With Invicta Lawn
The grass is always greener on your side!

45 DAYS After Installation

Bernie Roux
bernie@qlawn.co.za
064 852 6791

Billy Janse van Rensburg
info@qlawn.co.za
066 480 7182

www.quicklawnpta.co.za

SUMMER PRICES

(1 January - 31 May & 15 August - 31 December)

Discounted Landscaper Delivery & Installation Prices On Request*

Grass Type	Kikuyu		LM Berea		Compost	
	Delivered	Installed	Delivered	Installed	Delivered	Installed
50-200m ²	R50/m ²	R55/m ²	R65/m ²	R70/m ²	R850/m ³	R850/m ³
200-400m ²	R45/m ²	R50/m ²	R60/m ²	R65/m ²	R850/m ³	R850/m ³
400-600m ²	R40/m ²	R45/m ²	R60/m ²	R65/m ²	R850/m ³	R850/m ³
600-1200m ²	R35/m ²	R40/m ²	R55/m ²	R60/m ²	R850/m ³	R850/m ³
1200m ² +	*Discounted Price on Request		*Discounted Price on Request		*Discounted Price on Request	

	Kikuyu Collections		LM Berea Collections		Compost Collection	
	Smouse/ Landscapers	R20/m ²	Smouse/ Landscapers	R40/m ²	Smouse/ Landscapers	R700/m ³
	Public	R30/m ²	Public	R50/m ²	Public	R700/m ³

IRRIGATION QUOTATIONS ON REQUEST FOR SITE VISIT

Notes:

- Compost Installations only applicable when grass is installed
- Compost Installations proposed on a ratio of 1m²:50m²
- Deliveries & Installations prices are excluding VAT
- Compost Special Mix Deliveries have a minimum quantity of 3m³ (no minimum quantity applicable for installations).
- Instant lawn deliveries and installations have a minimum quantity of 50m²
- Standard deliveries & installations prices are based on 30km radius from Zambesi Mall. Prices may differ depending on distance, access and job specification.



Tap for Location

Farm 1: (Moloto Road - Zeekoegat)
Kikuyu, LM & Wood Collections



Tap for Location

Farm 2: (Moloto Road - Hanger)
Kikuyu, Compost Special Mix & Wood Collections



Tap for Location

Farm 3: (Kameeldrift Road)
LM & Wood Collections

SCAN OUR QR CODES
FOR OUR FARM LOCATIONS

Bernie Roux
Project Manager

064 852 6791
bernie@qlawn.co.za

Cameron de Bruto
Administrative Manager

012 332 3495
cameron@qlawn.co.za

Henry Ward
Quotations Manager

071 143 6899
quotes@qlawn.co.za

Office Address

904 Fry Street, Waverley, Pretoria, 0186